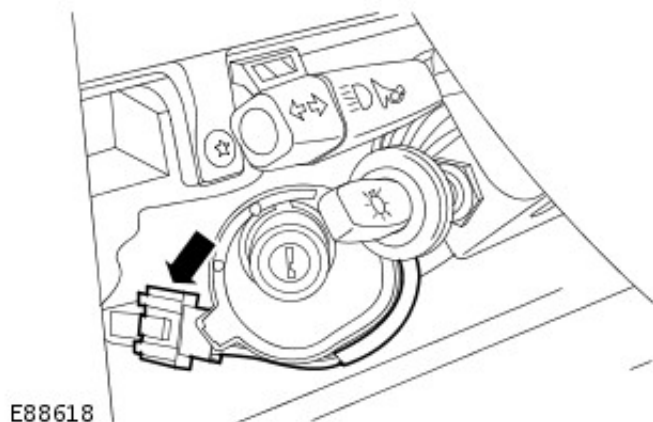


Exterior Lighting - Headlamp Switch

Removal and Installation

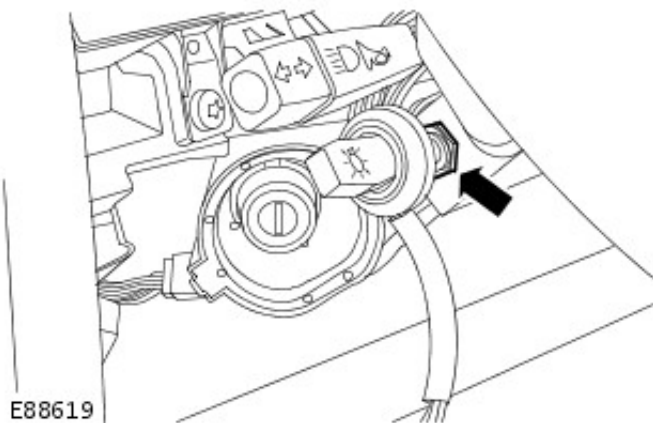
Removal

1. Remove the steering column shrouds.
For additional information, refer to: [Steering Column Shrouds](#) (501-05 Interior Trim and Ornamentation, Removal and Installation).
2. Disconnect the electrical connector.



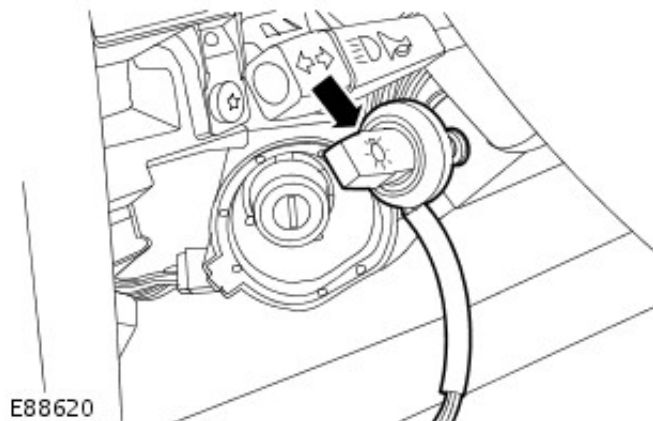
E88618

3. Release the nut.



E88619

4. Remove the headlamp switch.



E88620

Installation

1. To install, reverse the removal procedure.