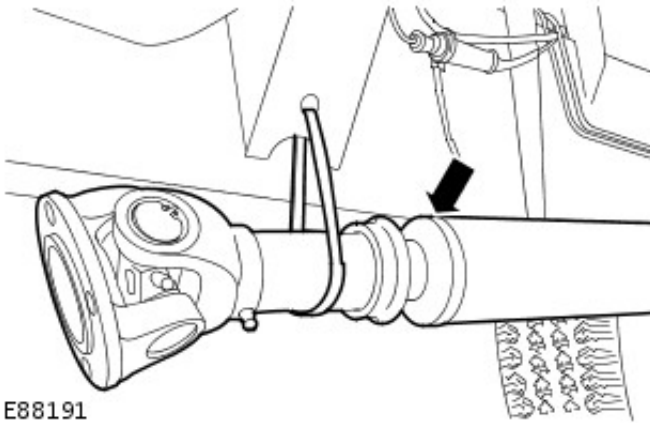


E88190

Remove the plate from the rear driveshaft to transfer case.

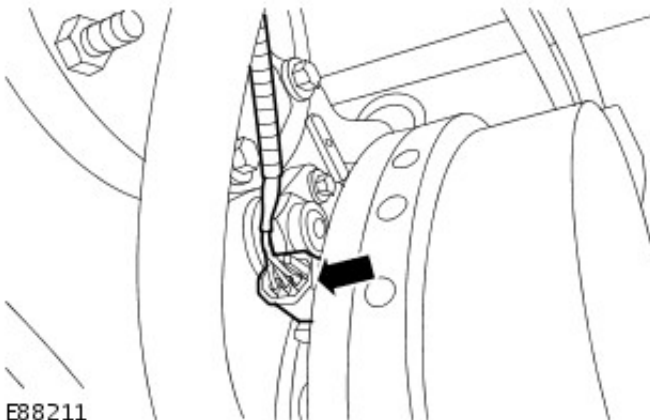
- Mark the position of the driveshaft in relation to the drive pinion flange.

9. Using a suitable tie strap, secure the rear driveshaft to the chassis.



E88191

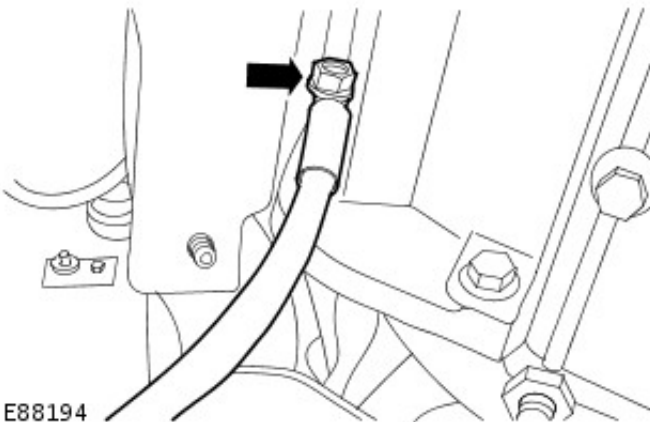
10. Disconnect the electronic speedometer electrical connector from the transfer case.



E88211

11. Disconnect the LH earth cable from the transfer case.

- Remove the nut.



E88194

12. Disconnect the RH earth cables from the transfer case.