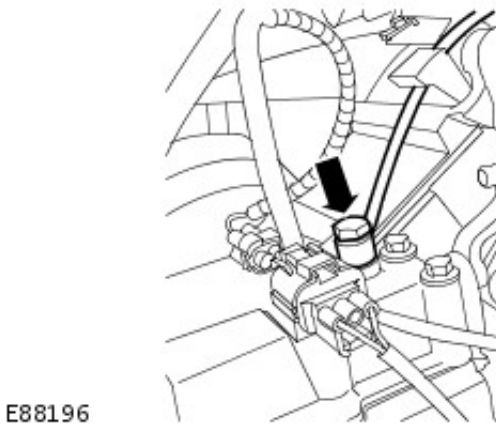


- Remove the bolt.

**13. NOTE:** Make sure that all openings are sealed. Use new blanking caps.

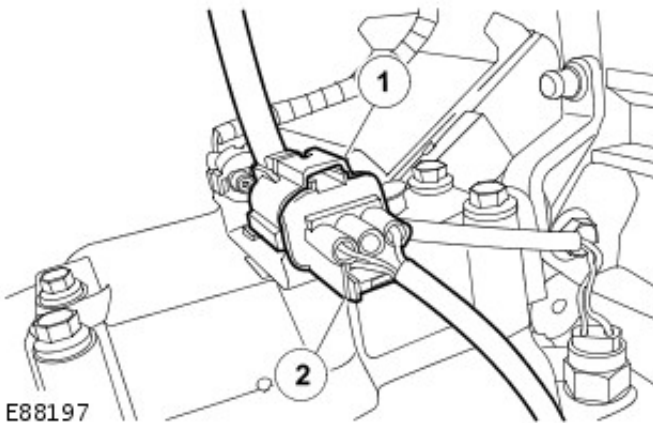
Remove the transfer case breather pipe bolt.

- Remove and discard the sealing washers.



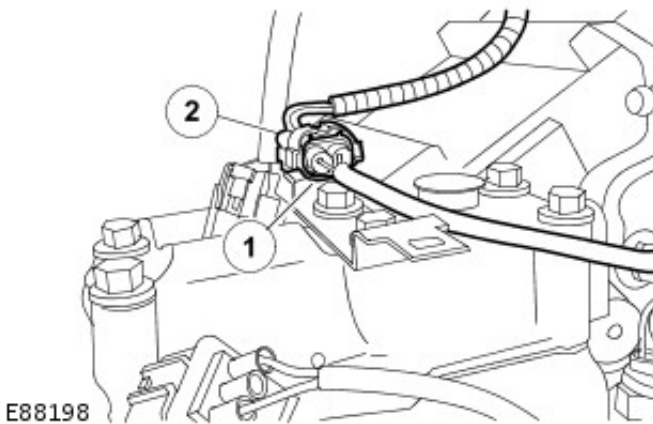
**14.** Disconnect the transmission range selector warning lamp electrical connector.

1. Disconnect the electrical connector.
2. Release the electrical connector from the bracket.



**15.** Disconnect the differential lock detection switch electrical connector.

1. Disconnect the electrical connector.
2. Release the electrical connector from the bracket.



**16.** Disconnect the transmission range selector rod.