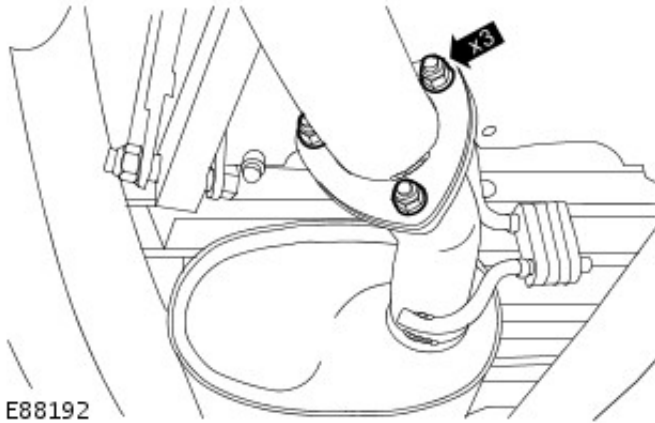
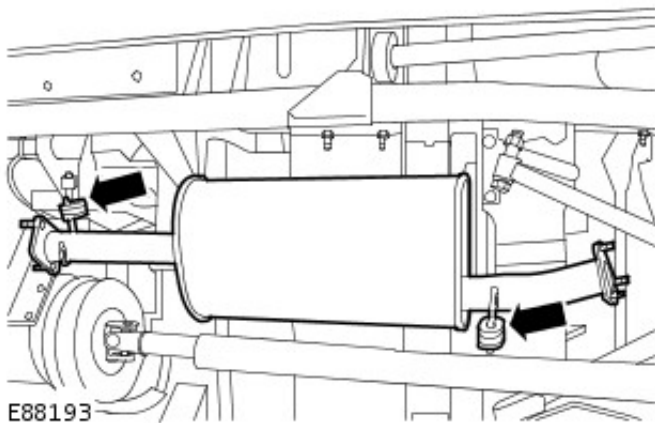


- Remove and discard the 2 nuts.

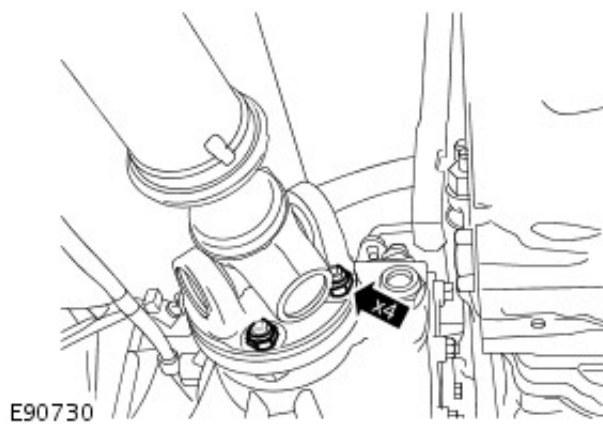


5. Release the tail pipe from the intermediate pipe.

- Remove and discard the 3 nuts.
- Remove and discard the gasket.



6. Remove the intermediate pipe and muffler.



7. NOTE: Mark the front driveshaft to transfer case drive flange.

Remove and discard the 4 nuts.

- Using a suitable tie strap, secure the driveshaft to one side.

8. Remove the 4 nuts from the rear driveshaft to transfer