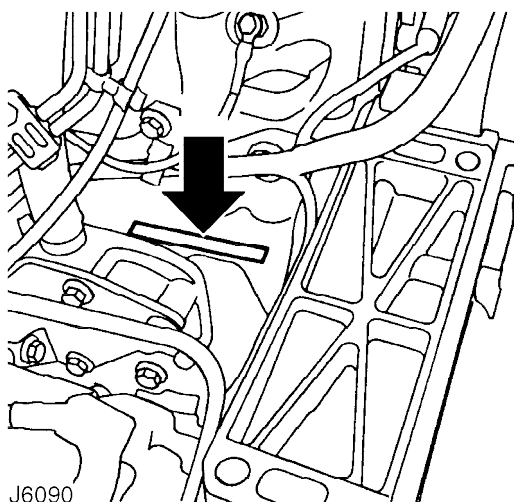
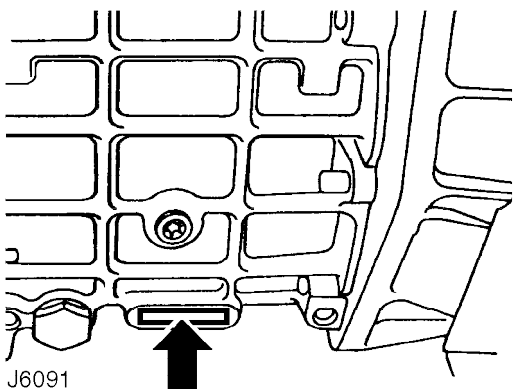


LOCATION OF IDENTIFICATION NUMBERS

**Engine serial number - 300Tdi Engine**

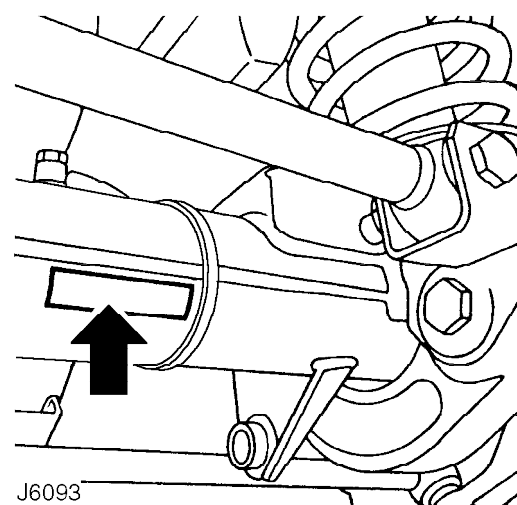
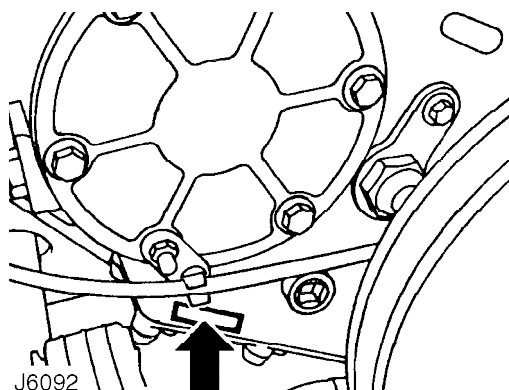
The 300Tdi engine number is stamped on the cylinder block on the RH side of the engine above the camshaft front cover plate.

**Main gearbox R380 serial number**

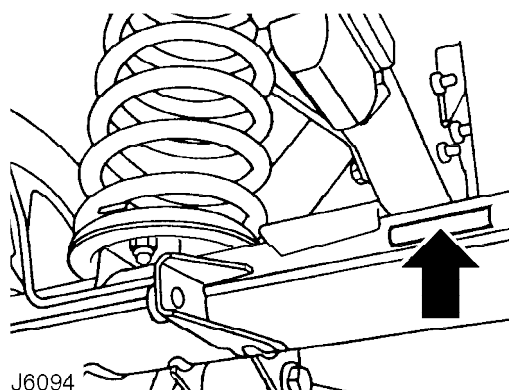
Stamped on a cast pad on the bottom RH side of the gearbox.

Transfer gearbox LT230 serial number

The serial number is stamped on the LH side of the gearbox casing below the mainshaft rear bearing housing adjacent to the bottom cover, see J6092.

**Front axle serial number**

Stamped on the front of LH axle tube, inboard of radius arm mounting bracket.

**Rear axle serial number**

Stamped on the rear of LH axle tube, inboard of spring mounting.