
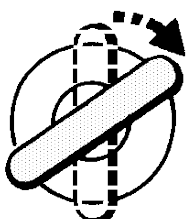


Locks & Alarm




3. Enter the SECOND number of the code. If the second number is 3, turn the key (towards the rear) to the LOCK position 3 times. Remember; the key must be FULLY

returned to the centre position after each turn.




4. Enter the THIRD number of the code. If the third number is 12, turn the key to the UNLOCK position twelve times, ensuring that the key is FULLY

after each turn.



5. Enter the FOURTH number of the code. If the fourth number is 1, turn the key to the LOCK position once. Ensure the key is FULLY returned to the centre position.



6. Finally, turn the key to the unlock position once more. If the code has been entered correctly, a double 'bleep' will sound (a single 'bleep' indicates that the code has

been entered incorrectly).

NOTE: If the Mislock audible warning has been deselected (by a Land Rover dealer), the alarm sounder will not sound when an EKA code has been entered. Instead, the alarm indicator light on the instrument panel will flash once (for one second) to indicate a successful code entry.

There is now a **five minute delay** before the alarm and engine immobiliser are deactivated.

DO NOT OPEN THE DOOR OR ATTEMPT TO ENTER THE VEHICLE YET!

7. Through the driver's door window, observe the anti-theft alarm indicator light on the instrument panel. If code entry was successful, this light will continue flashing (once every two seconds) for the five minute delay period.

DO NOT OPEN THE DOOR OR ATTEMPT TO ENTER THE VEHICLE until the full delay period has elapsed - this will be indicated by the anti-theft alarm indicator light extinguishing.

8. Now open the door, insert the key into the starter and turn the switch to position 'II' IMMEDIATELY! If the starter switch is not turned to position 'II' within 30 seconds of the indicator light extinguishing, the engine will automatically immobilise again.

If an incorrect code has been entered:

If an incorrect code has been entered, the alarm sounder will sound once and the anti-theft alarm indicator light will continue to flash. In this case, return to operation '1' and re-enter the code.

After three failed entry attempts, the security system invokes a delay period of ten minutes during which the system will not accept any further attempts to enter a code.

IMPORTANT INFORMATION

Memorise the emergency key access code or keep the Security card on your person in case of emergencies. NEVER leave the card in the vehicle.