

PUBLISHED: 11-MAY-2011
2011.0 RANGE ROVER (LM), 303-14A

ELECTRONIC ENGINE CONTROLS – TDV8 4.4L DIESEL

ENGINE COOLANT TEMPERATURE SENSOR (G1311752)

REMOVAL

**NOTE:**

Removal steps in this procedure may contain installation details.

1.

**WARNING:**

Make sure to support the vehicle with axle stands.

Raise and support the vehicle.

2.

Disconnect the battery ground cable.

Refer to: [Specifications](#) (414-00 Battery and Charging System - General Information, Specifications).

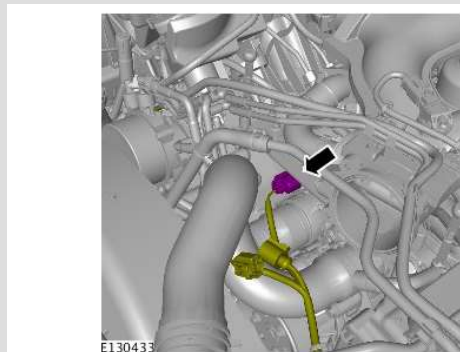
3.

Refer to: [Cooling System Partial Draining, Filling and Bleeding](#) (303-03A Engine Cooling - TDV8 4.4L Diesel, General Procedures).

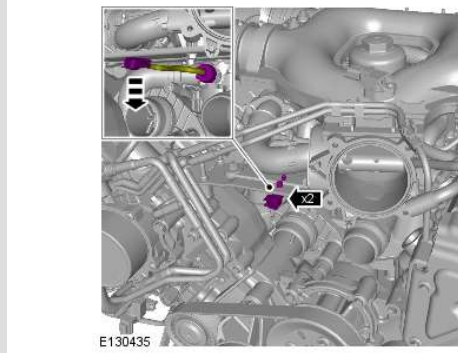
4.

Refer to: [Throttle Body](#) (303-04A Fuel Charging and Controls - TDV8 4.4L Diesel, Removal and Installation).

5.



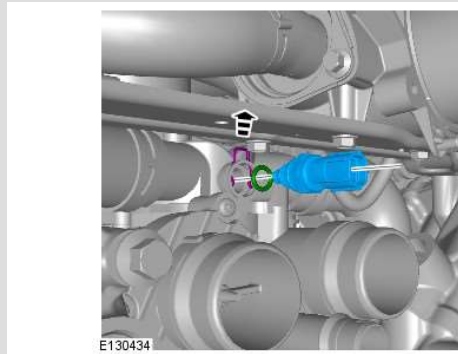
6.



7.

⚠ CAUTION:

Be prepared to collect escaping fluids.



INSTALLATION

1. To install, reverse the removal procedure.