

# Transfer Case - Vehicles With: MT82 6-Speed Manual Transmission - Transfer Case Draining and Filling

## General Procedures

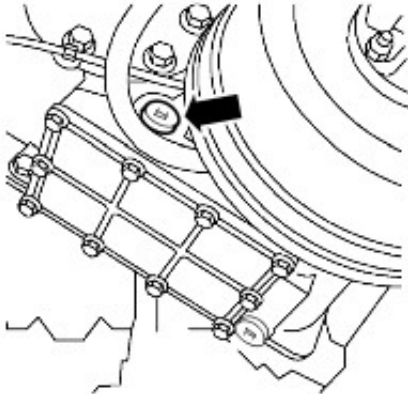
1.  **WARNING:** Do not work on or under a vehicle supported only by a jack. Always support the vehicle on safety stands.

Raise and support the vehicle.

2. Position a container to collect the fluid.

3. **NOTE:** Clean the area surrounding the transfer case filler/level plug.

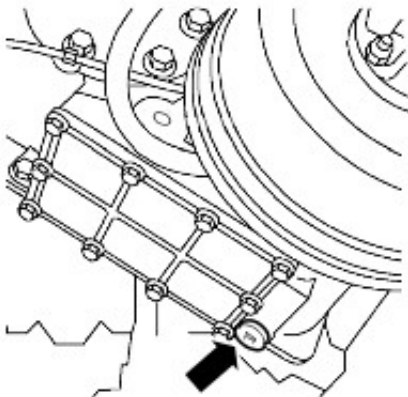
Remove the transfer case filler plug to vent the transfer case and assist with draining.



≡ 91241

4. **NOTE:** Clean the area surrounding the transfer case fluid drain plug.

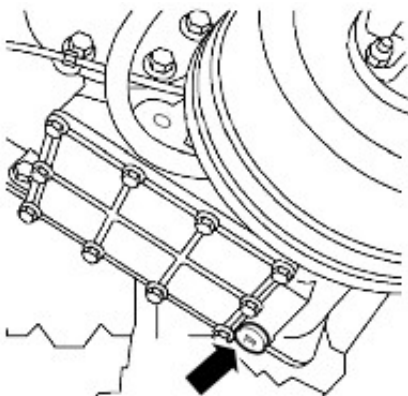
Remove the transfer case fluid drain plug.




≡ 91242

5. Allow the fluid to drain.

6. Install the transfer case drain plug and clean any oil residue from the surrounding area.
  - Tighten to 30 Nm (22 lb.ft).



≡ 91242

7.  **CAUTION:** The transfer case oil filler plug must not be used as a transfer case oil level plug. Failure to follow this instruction may result in damage to the vehicle.

Refill the transfer case with the recommended fluid.

For additional information, refer to: Specifications (308-07 Transfer Case - 2.4L Diesel, Specifications).