

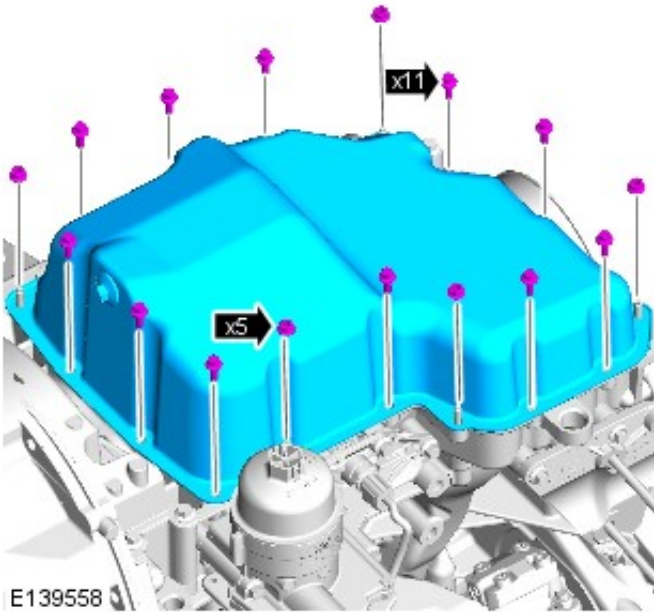
Engine - ID4 2.2L Diesel - Oil Pan


Removal and Installation

Removal

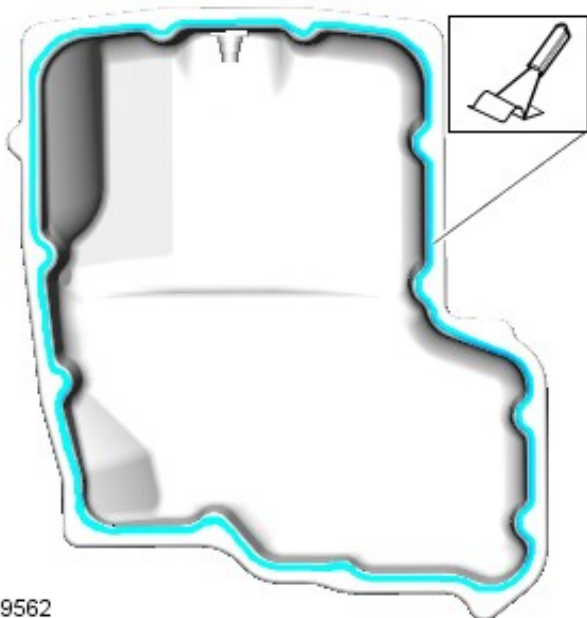
1. Raise the vehicle on lift.
2. Drain the engine oil.
For additional information, refer to: [Engine Oil Draining and Filling](#) (303-01 Engine - ID4 2.2L Diesel, General Procedures).

3. Remove the 16 oil pan bolts.



4.  **CAUTION: CAUTION:** Avoid damage to the oil pan mating face of the cylinder block. Failure to follow this instruction may cause damage to the vehicle.

Remove the engine oil pan.



5.  **CAUTION: CAUTION:** Avoid damage to the oil pan mating face of the cylinder block. Failure to follow this instruction may cause damage to the vehicle.

Remove the sealant from the engine.

Installation

1. **NOTE:** Clean the cylinder block mating faces.