

PUBLISHED: 09-DEC-2014
2011.0 RANGE ROVER (LM), 303-03A

ENGINE COOLING – TDV8 4.4L DIESEL

COOLANT PUMP (G1311692)

REMOVAL

1.



WARNING:

Make sure to support the vehicle with axle stands.

Raise and support the vehicle.


2.

Refer to: [Cooling System Partial Draining and Vacuum Filling](#) (303-03A Engine Cooling - TDV8 4.4L Diesel, General Procedures).

3.

Refer to: [Throttle Body](#) (303-04A Fuel Charging and Controls - TDV8 4.4L Diesel, Removal and Installation).

4.



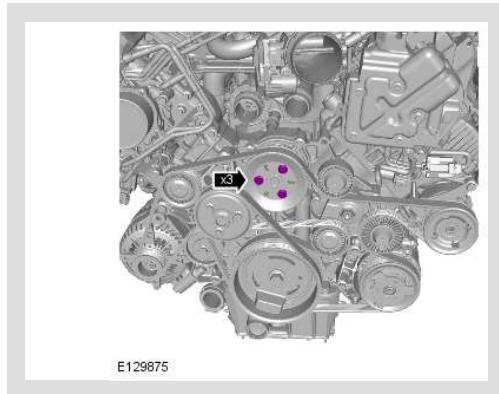
5.



6.

NOTE:

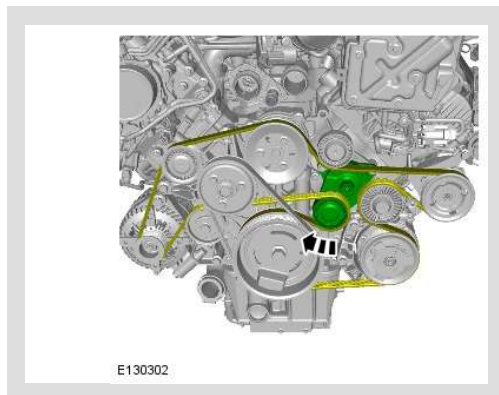
Loosen the bolt, but do not fully remove.



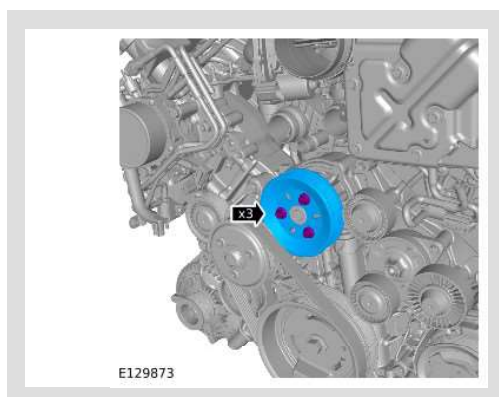
7.

CAUTION:

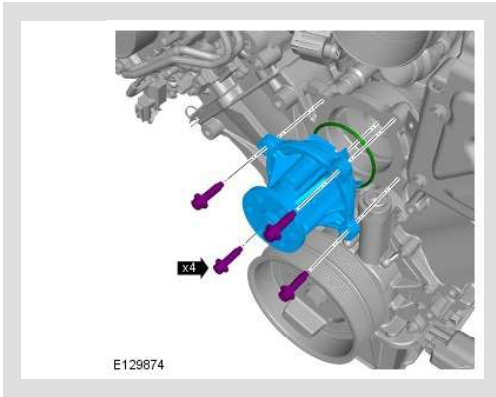
Note the fitted position of the accessory drive belt.



8.

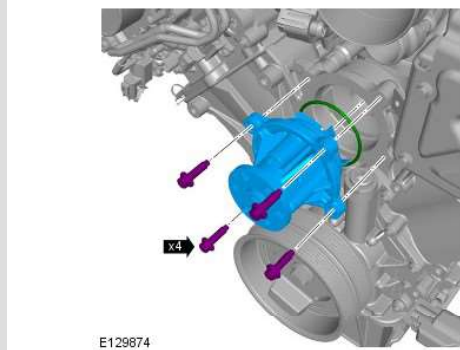


9.



INSTALLATION

1.

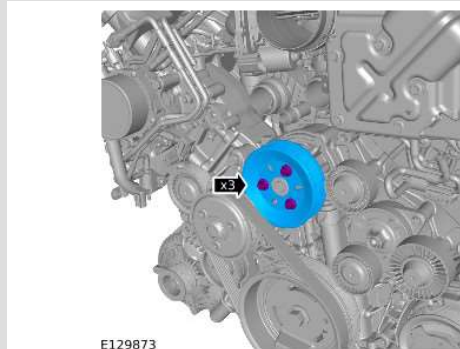


Torque: 23 Nm

2.

 **NOTE:**

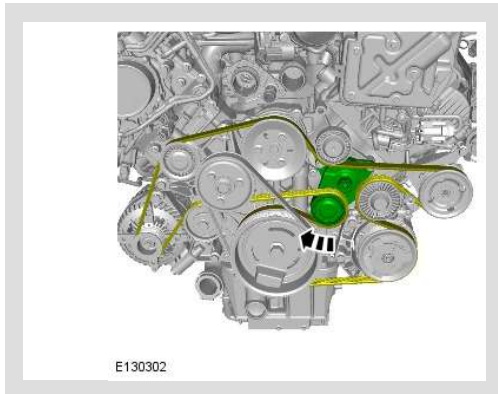
Do not tighten at this stage.



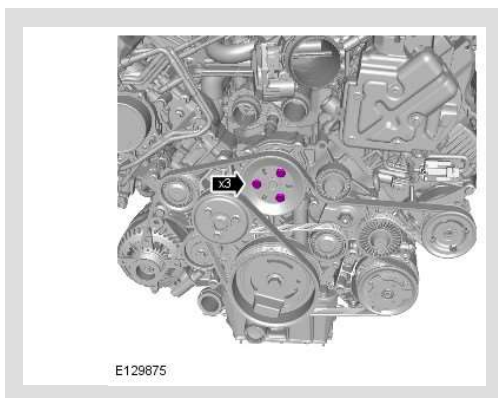
3.

⚠ CAUTION:

Make sure that the accessory drive belt is correctly located on each pulley.

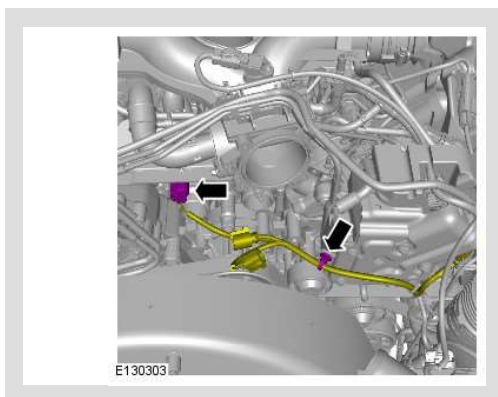


4.

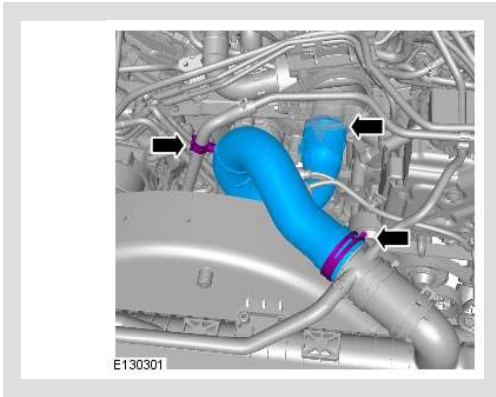


Torque: 23 Nm

5.



6.



7.

Refer to: [Throttle Body](#) (303-04A Fuel Charging and Controls - TDV8 4.4L Diesel, Removal and Installation).

8.

Refer to: [Cooling System Partial Draining and Vacuum Filling](#) (303-03A Engine Cooling - TDV8 4.4L Diesel, General Procedures).