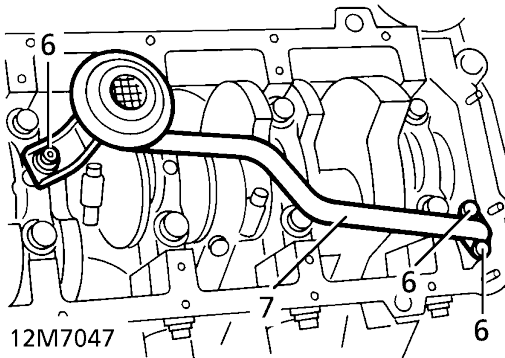


FRONT COVER GASKET AND OIL PUMP - up to 99MY

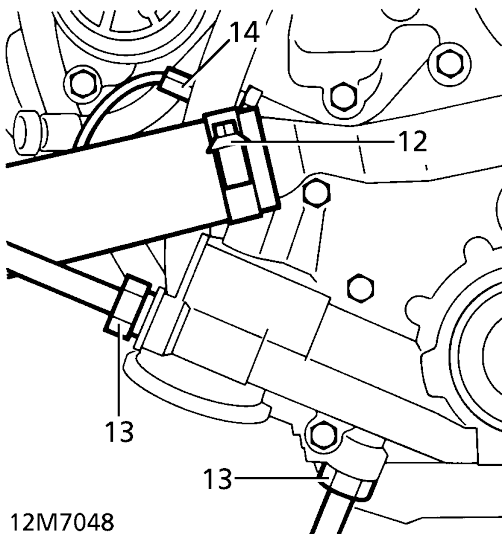
Service repair no - 12.65.04 - Front Cover Gasket
Service repair no - 12.60.26 - Oil Pump

Remove

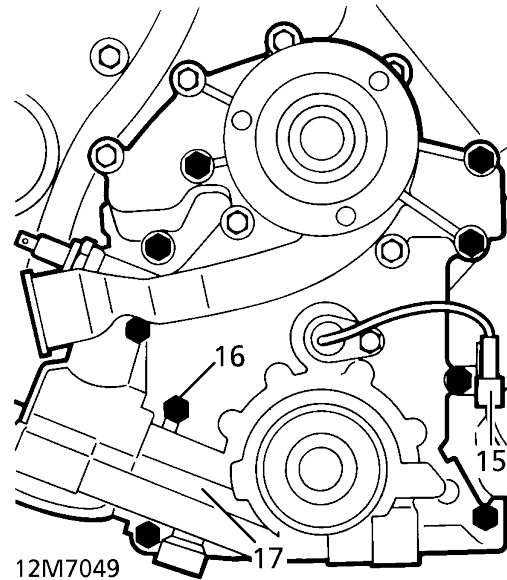
1. Raise vehicle on four post lift.
2. Disconnect battery negative lead.
3. Raise lift.
4. Drain cooling system. **See COOLING SYSTEM, Repair.**
5. Remove oil sump. **See this section.**
6. Remove 2 bolts and nut securing oil pick up strainer.



7. Remove strainer and 'O' ring.
8. Remove oil filter. **See SECTION 10, Maintenance.**
9. Remove stand from under front cross member. Lower vehicle.
10. Remove crankshaft pulley. **See this section.**
11. Remove auxiliary drive belt tensioner.
12. Slacken bottom hose clip. Remove hose from water pump.



13. Disconnect oil cooler hoses from front cover. Plug hoses and connections.
14. Disconnect Lucar from oil pressure switch.
15. Disconnect multiplug from camshaft sensor.



16. Remove 9 bolts securing front cover.
17. Release cover from 2 dowels. Remove cover.
18. Remove gasket.
19. Remove seal from cover.

Do not carry out further dismantling if component is removed for access only.