



FUEL INJECTION PUMP AND TIMING

Service repair no - 19.30.07

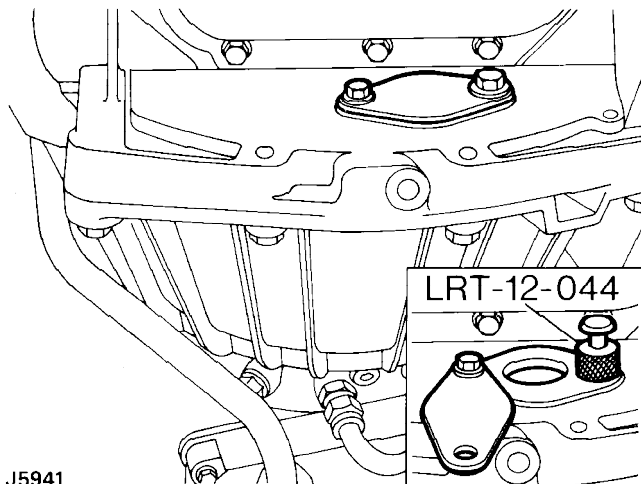


NOTE: The following text refers to a Tdi vehicle with a manual gearbox without electronic diesel control. Where reference is made to the timing tool substitute the following information for automatic and EDC variants.

If manual gearbox: Timing tool LRT-12-044 fits into the base of the flywheel housing

If manual gearbox with EDC: Timing tool LRT-12-085 must be used and also fits into the base of the flywheel housing.

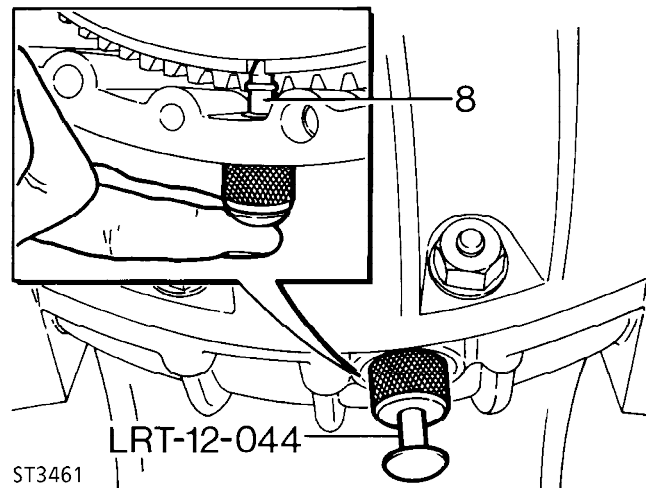
If automatic gearbox: Timing tool LRT-12-044 fits into the larger bolt hole of coverplate on engine backplate, sited near to the rear of sump. Pin locates in ring gear.



J5941

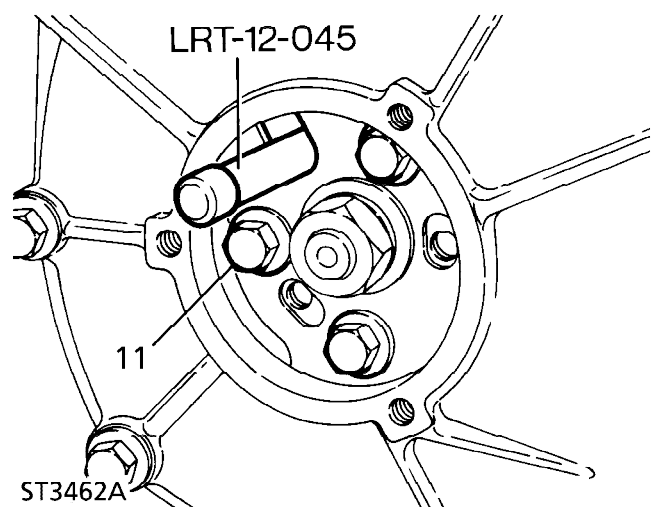
Remove

1. Disconnect battery negative lead.
2. Remove injection pipes, pump to injector.
3. Remove oil filler cap from rocker cover.
4. Viewing valve mechanism through filler aperture, turn crankshaft clockwise until No. 1 cylinder is just before TDC.
5. Refit oil filler cap.
6. Remove blanking plug from flywheel housing.
7. Fit timing tool LRT-12-044 to flywheel housing, do not engage centre pin.



ST3461

8. Continue rotating crankshaft clockwise until centre pin engages with timing slot in flywheel.
9. Remove injection pump access plate, complete with gasket, from front cover plate.
10. Fit pin from LRT-12-045 to injection pump gear.



ST3462A

11. Remove drive gear to pump hub fixing bolts and plate.