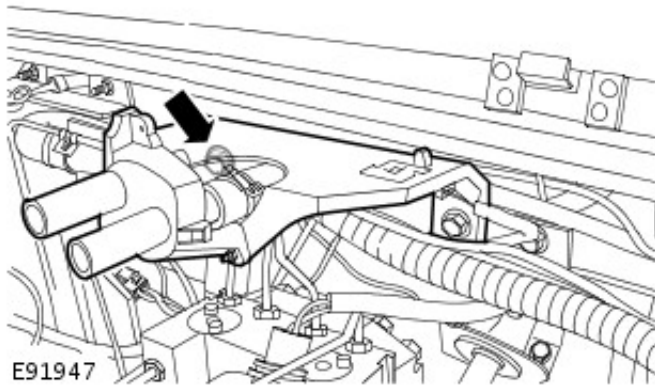


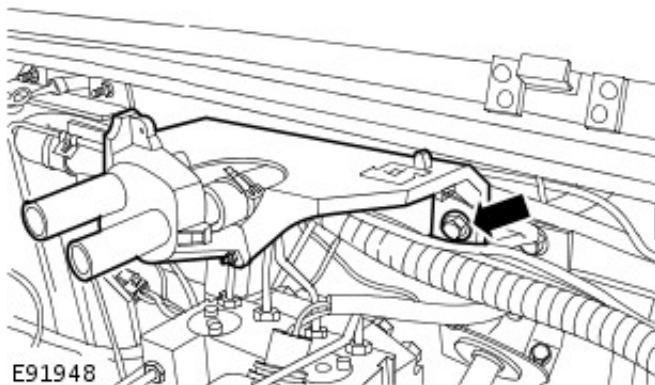
5. Disconnect the heater core return hose.

- Release the clip.



6. Release the heater control valve.

- Remove the nut.



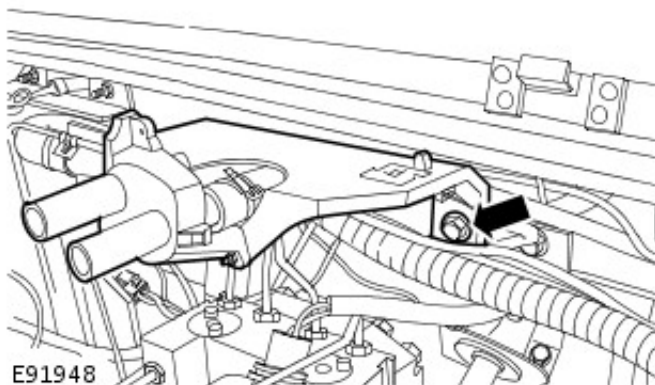
7. Remove the heater control valve.

- Remove the bolt.

Installation

1. To install, reverse the removal procedure.

- Tighten to 22 Nm (16 lb.ft).



2. Tighten to 6 Nm (4 lb.ft).