

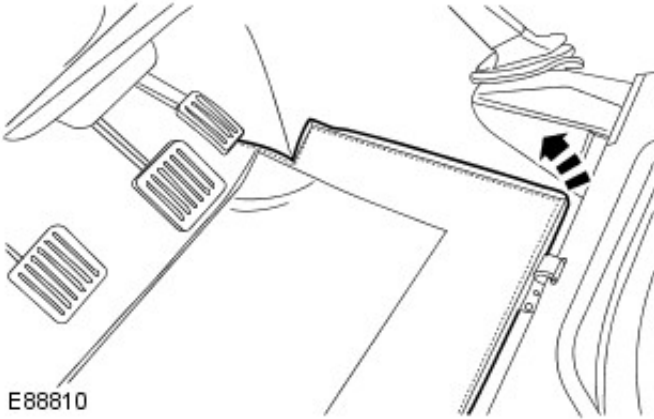
# Exterior Lighting - Reversing Lamp Switch

## Removal and Installation

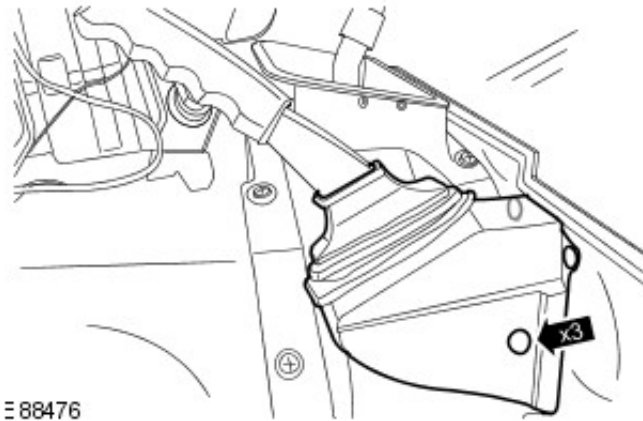
### Removal

1. Remove the floor console.  
For additional information, refer to: Floor Console (501-12, Removal and Installation).

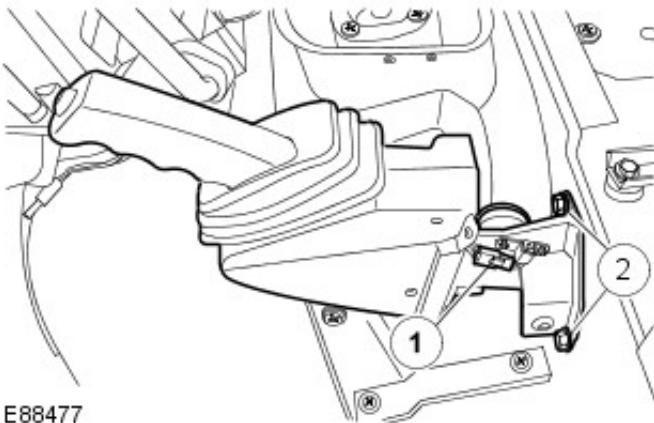
2. Reposition the LH carpet.



3. Release the parking brake lever gaiter.
  - Remove the 3 clips.



4. Release the parking brake lever.
  1. Disconnect the electrical connector.
  2. Remove the 2 bolts.



5. Remove the transmission cover panel floor covering.