


Engine Emission Control - ID4 2.2L Diesel - Exhaust Gas Recirculation (EGR) Cooler

Removal and Installation

Removal

NOTE: Removal steps in this procedure may contain installation details.

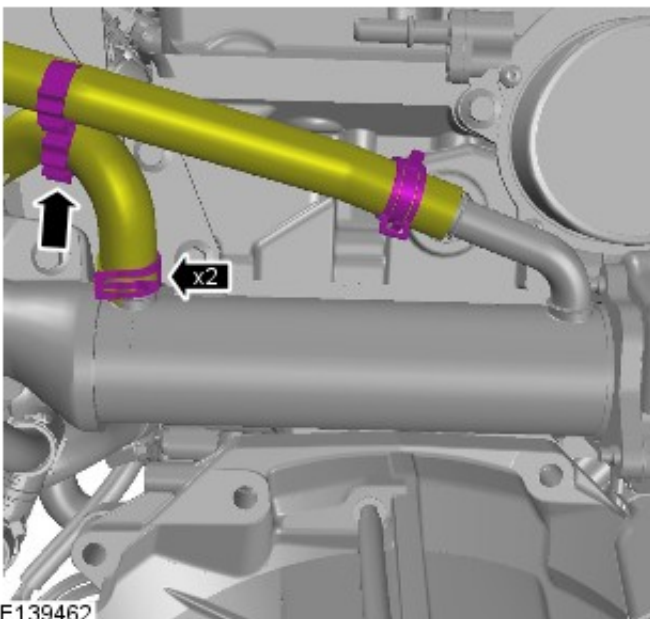
1. For additional information, refer to: [Battery Disconnect and Connect](#) (414-01 Battery, Mounting and Cables, General Procedures).

2.  **WARNING:** Do not work on or under a vehicle supported only by a jack. Always support the vehicle on safety stands.

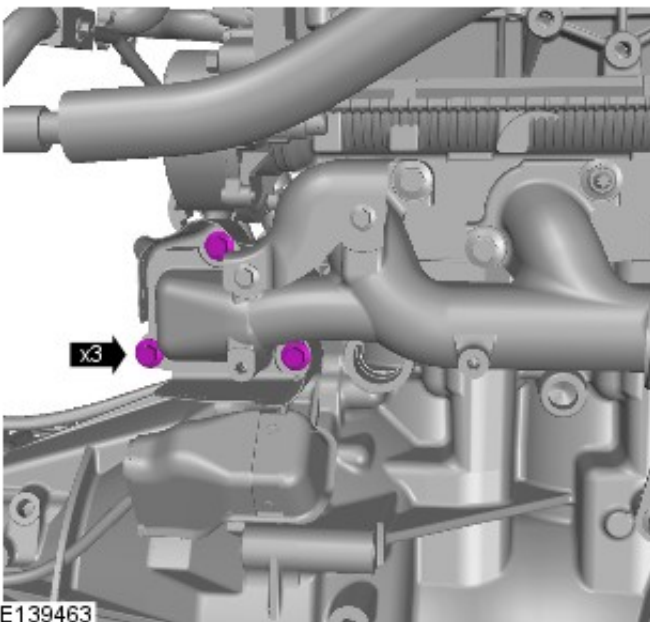
Raise and support the vehicle.

3. For additional information, refer to: [Cooling System Draining, Filling and Bleeding](#) (303-03 Engine Cooling - ID4 2.2L Diesel, General Procedures).

4.



5. Torque:23Nm



6.